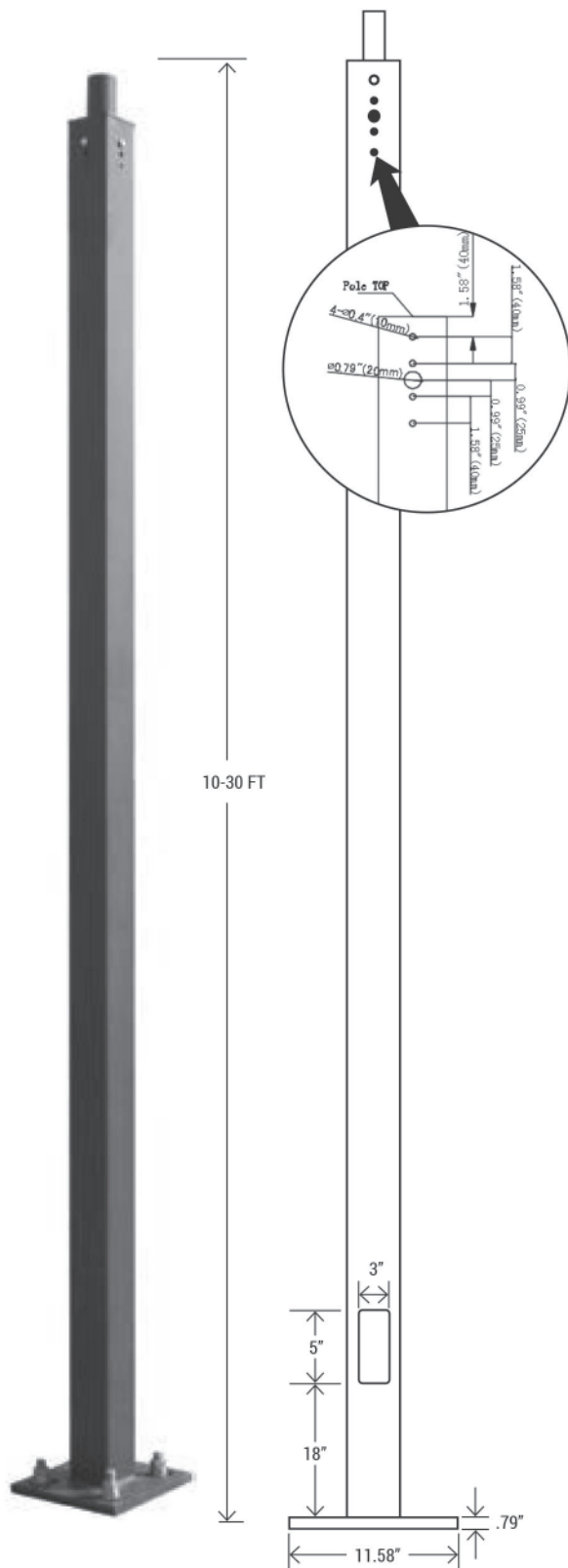


Straight Square Steel Poles

Size: 4" (4" x 4"), 5" (5" x 5")

(NOTE: BASE COVER, ANCHOR KIT, POSITION PLATE & ACCESSORIES SOLD SEPARATELY)



Straight Square Steel poles are built from high strength steel tube and are available side drilled for arm mounted area lighting luminaires or with tenon mounts for flood and post top luminaires. Typical area lighting applications include retail centers, industrial parks, schools and universities, public transit and airports, office buildings and medical facilities. Mounting heights of 10 to 30 feet can be used based on selected luminaire application.

FEATURES

FINISH:

Textured architectural bronze powder-coat finish, baked to ensure maximum paint adhesion, hardness and durability.

ANCHOR BOLTS: (SOLD SEPARATELY)

Anchor bolts are not included, sized based on pole data charts for the selected pole size.

HAND HOLE:

Cast iron reinforced hand hole and cover with ground screw.

BASE COVER: (SOLD SEPARATELY)

Poles are provided with a two-piece formed steel base cover that is easily assembled and fitted over pole base.

POLE LENGTH:

Poles are available in standard lengths as shown in the order matrix. Poles can be custom cut to order. Consult factory.

SPECIFICATIONS: Conforms to ASTM-A 500 Grade B: Minimum Yield Strength of 46,000 PSI.

SPECIFICATION	10FT	15FT	20FT	25FT	30FT
VVDWS10FT4SS					
VVDWS15FT4SS					
VVDWS20FT4SS	L = 3.0 (m)	L = 4.6 (m)	L = 6.1 (m)	L = 7.6 (m)	L = 9.1 (m)
VVDWS25FT4SS					
VVDWS30FT5SS					

MOUNTING OPTIONS

Standard length poles include 2 $\frac{3}{8}$ " OD tenon, side drilled 4@90°, polycarbonate top cover and hole plugs for unused grilling locations.

Cut to order poles can be side drilled for 2@180° or 4@90°, includes polycarbonate top cover and hole plugs for unused drilling locations.

Cut to order poles may also be ordered with 2 $\frac{3}{8}$ " OD tenons for use with post top decorative luminaires, flood/area slip fitter fixtures, or any of a wide variety of pole top mounting accessories.

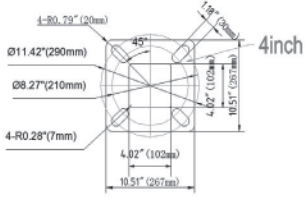
Our standard equipment is to make a top adapter with 2.5 inches. There is no opening on the top of the light pole. If ARM installation is needed, the top adapter shall be removed and holes shall be opened on the wall of the light pole. Finally, seal the top with a plastic rain cover.

Straight Square Steel Poles

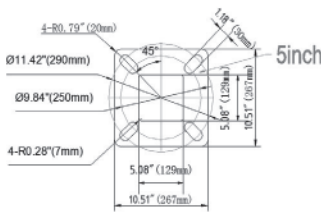
Size: 4" (4" x 4"), 5" (5" x 5")

DIMENSION

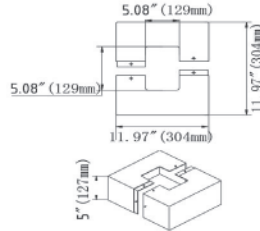
4" Flange



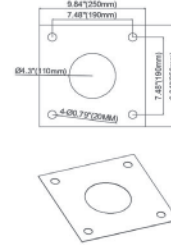
5" Flange



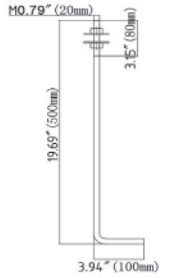
Flange Base Cover



Anchor Bolt Positioning Plate

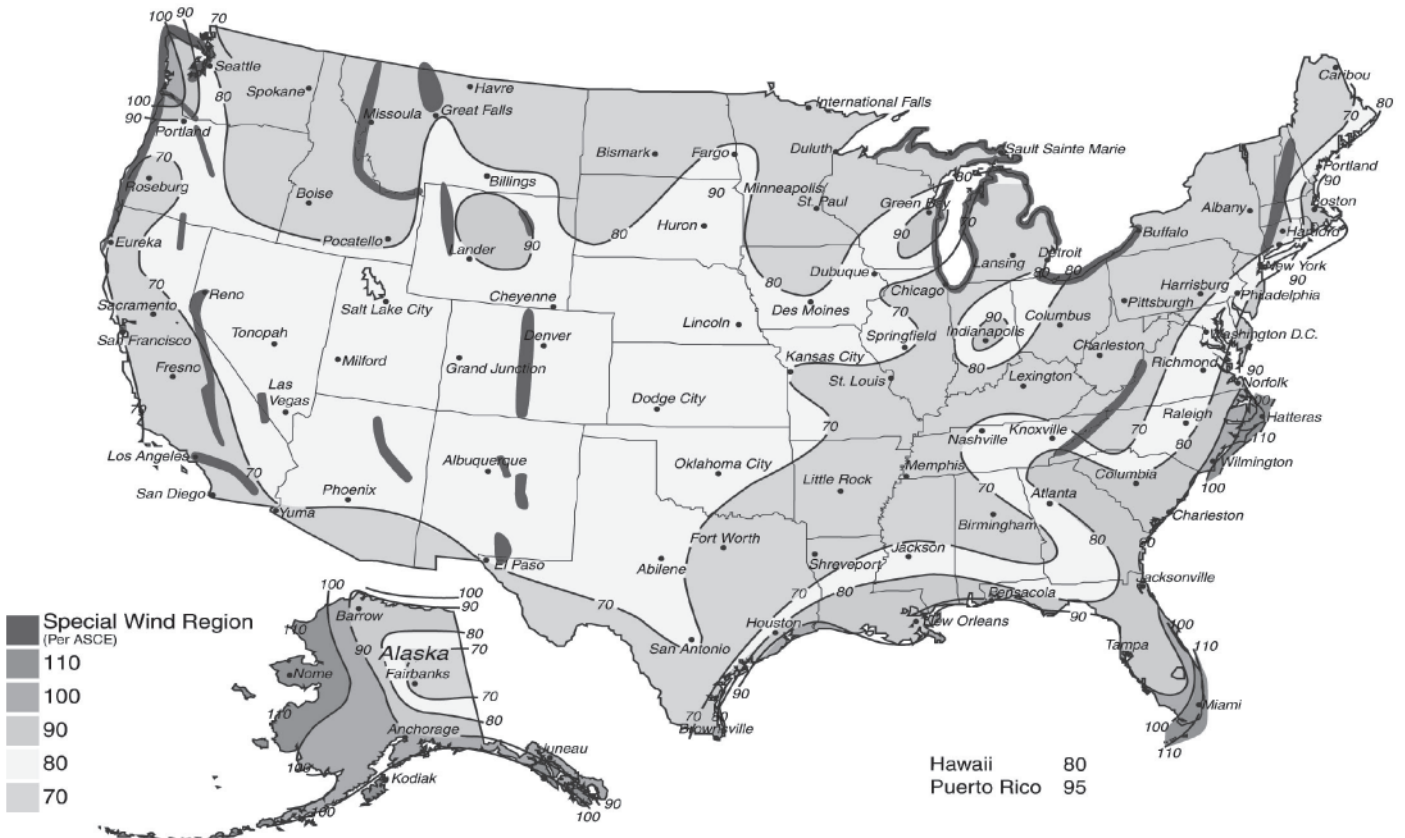


Anchor Bolt



DIMENSION DATA

CATALOG	HEIGHT	GAUGE	SIZE	BASE	BOLT CIRCLE	BOLT PROJ.	BOLT SIZE	WEIGHT (LBS)	EPA 70	EPA 80	EPA 90	EPA 100	EPA 110	EPA 120
VVDWS10FT4SS	10ft	11	4"x4"	11"	8" - 10"	2.75"	3/4"x17"x3"	88	25.2	20.5	17.1	11.4	10.3	9.6
VVDWS15FT4SS	15ft							117	15.2	12.5	10.1	8.5	6.9	5.4
VVDWS20FT4SS	20ft							152	9.2	7.3	6	4.2	3	1.6
VVDWS25FT4SS	25ft							190	8.9	6.9	5.7	4.1	3.6	2.2
VVDWS30FT5SS	30ft		5"x5"		10" - 12"	3.375"	3/4"x17"x4"	267	7.2	5.4	4.1	3.8	2.8	1.2



Straight Square Steel Poles

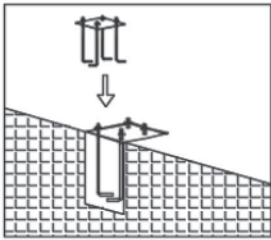
Size: 4" (4" x 4"), 5" (5" x 5")

ORDERING INFORMATION

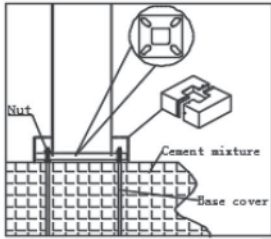
EXAMPLE: VDW510FT4SS

VVD	WS10FT	4	SS
COMPANY	HEIGHT	SIZE	POLE TYPE
VVD - Vivid Leds, Inc.	10FT - (3.0 M) 15FT - (4.6 M) 20FT - (6.1 M) 25FT - (7.6 M) 30FT - (9.1 M)	4 - (4" x 4") 5 - (5" x 5")	SS - Solid Steel

INSTALLATION

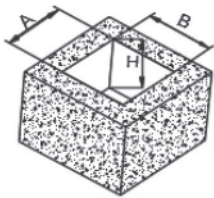


1. Dig a hole in the installation position of the lamp pole. Fixed four fastener fittings according to the hole position of lamp pole and poured with cement concrete. (as shown in the figure)



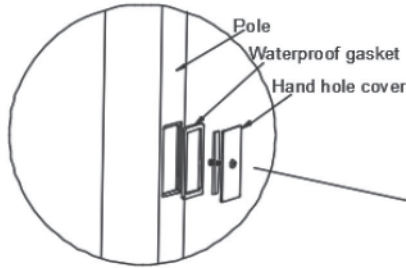
2. Install 4 screws onto the stick and adjust to same water level, then place the square plate and screw tightly. Install the cover at the bottom of pole. (as shown in the figure)

Foundation reference specification



Specifications	L	W	H
10-15FT	19.69"(500mm)	19.69"(500mm)	23.62"(600mm)
20-25FT	23.62"(600mm)	23.62"(600mm)	27.56"(700mm)
30FT	27.56"(700mm)	27.56"(700mm)	39.37"(1000mm)

3"X5" HAND HOLE COVER



ANCHORAGE GUIDE

